



Puzzle du château de nombres - Niveau 1

0	1	2	3	4	5	6	7	8	9
10	11	12	13	14	15	16	17	18	19
20	21	22	23	24	25	26	27	28	29
30	31	32	33	34	35	36	37	38	39
40	41	42	43	44	45	46	47	48	49
50	51	52	53	54	55	56	57	58	59
60	61	62	63	64	65	66	67	68	69
70	71	72	73	74	75	76	77	78	79
80	81	82	83	84	85	86	87	88	89
90	91	92	93	94	95	96	97	98	99



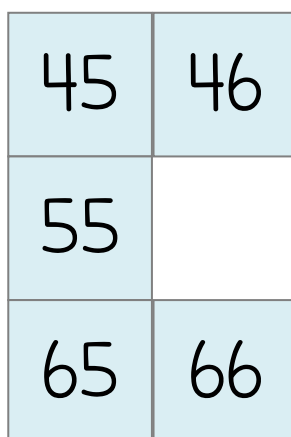
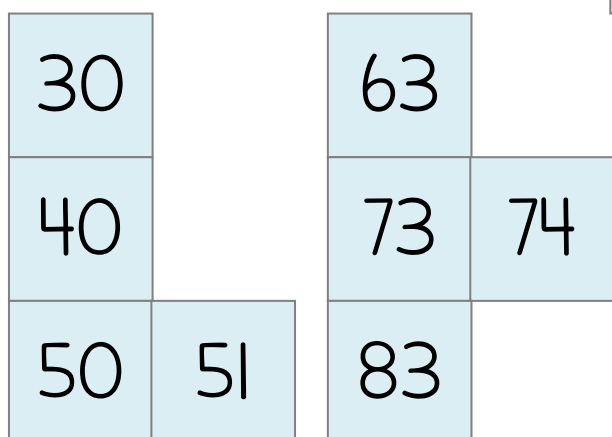
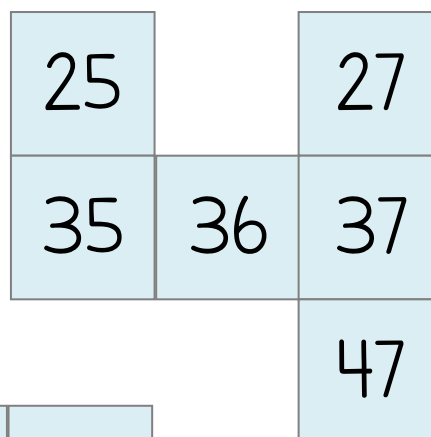
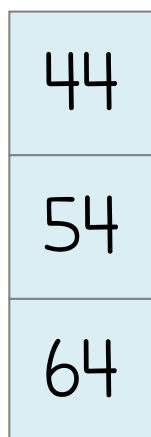
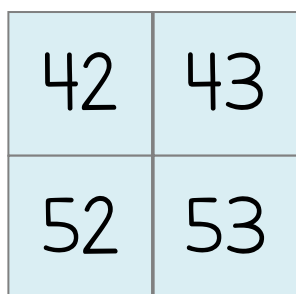
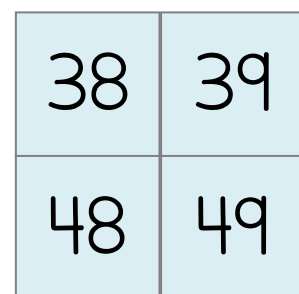
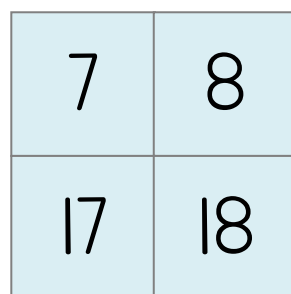
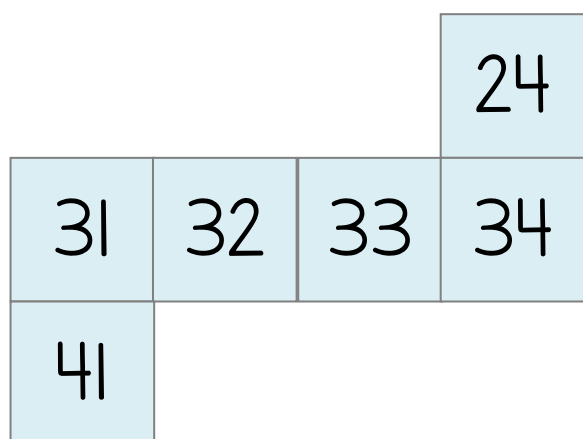
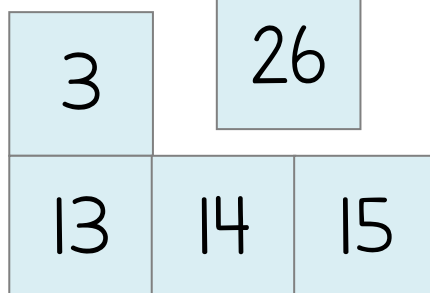
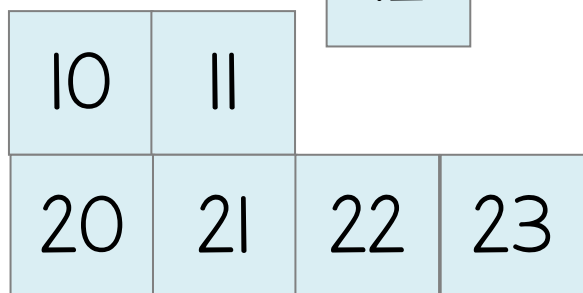
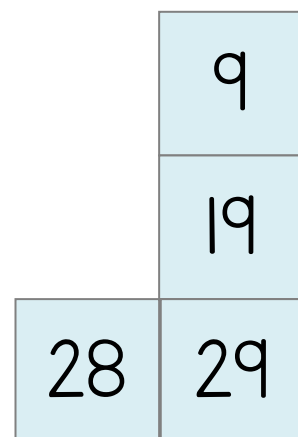
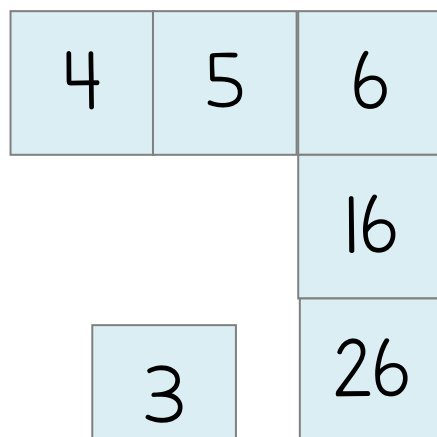
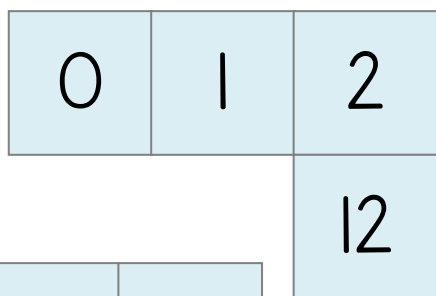
Puzzle du château de nombres - Niveau 2

0					5	6	7	8	9
10	11	12		14	15			18	19
			23	24	25	26		28	29
30	31	32		34	35	36		38	39
40	41	42		44			47	48	49
50	51			54	55	56	57		
	61	62	63	64	65		67	68	
		72	73	74				78	
80		82	83		85		87		
90			93		95	96	97	98	99



Puzzle du château de nombres - Niveau 3

Pièces du puzzle :



Pièces du puzzle - Suite

56	57	58	59
----	----	----	----

60	61	62
	71	72

	67	
76	77	78
		88

68	69
	79
	89

70	
80	81
90	91

82		
92	93	94

	87		
96	97	98	99

		75	
84	85	86	
		95	